

*Winter-Spur*  
FALL FERTILIZER

FEEDS 10,000 SQ. FT. OF LAWN

**TERRE**

**TERRE**



9-19-18

*Winter-Spur*  
FALL FERTILIZER

&  
**STARTER FERTILIZER**

with  
ADDED MICRONUTRIENTS

*Winter-Spur*  
FALL FERTILIZER

*Winter-Spur*  
FALL FERTILIZER

**TERRE**



BUILDS  
ROOTS

THICKENS  
TURF

ESTABLISHES  
NEW SEEDLINGS

THE  
PRO'S CHOICE

net wt. 35 lbs. (15.9 kg)

*Winter-Spur*  
FALL FERTILIZER

# Winter-Spur

## FALL FERTILIZER

### 9-19-18

Terre WINTER-SPUR FALL Fertilizer is specially formulated to provide balanced amounts of phosphorous and potassium necessary for promoting root growth and winter hardiness. Color and Strength of the Lawn, or plant, are also enhanced because of the nitrogen and secondary nutrients. WINTER-SPUR on your lawn this fall will aid in the all-around growth and density of your turfgrass.

**DIRECTIONS FOR USE:**

**ESTABLISHED LAWNS:**

Spread contents of bag evenly on your lawn, applying 3.5 lbs. per 1,000 sq.ft. or as suggested by soil testing or professional advice. Apply on a calm day when the grass is dry, using a properly calibrated spreader. Faster greening will result if the fertilizer is watered in after application.

For more uniform spreading and to avoid streaks, cover the area two times, applying at half the recommended rate, with the second application perpendicular to the first. Fill the spreader on a driveway or sidewalk so that any spilled material can be swept up and properly spread on the lawn. Do not hand spread.

**NEW LAWNS:**

When seeding or sodding new lawn areas, WINTER-SPUR is the ideal starter fertilizer.

**SEEDING AREA:**

Apply WINTER-SPUR at DOUBLE RATE and rake well into soil. This WINTER-SPUR formula will provide the nutrients necessary for seed to root vigorously and establish into a strong, healthy turfgrass plant.

**SOD:**

Apply WINTER-SPUR at DOUBLE RATE to SOIL surface and rake in well. This places the valuable fertilizer nutrients into the root zone area where it can best be used by the turfgrass. Lay sod and water thoroughly.

**TREE AND SHRUBS:**

WINTER-SPUR is an excellent fertilizer for your trees and shrubs. Apply in Fall/Winter before ground freezes, but AFTER PLANTS HAVE GONE DORMANT. Springtime applications are also beneficial. Apply at 3 lbs. per 100sq.ft. in tree and shrub areas, or:  
 Newly planted tree / shrub ---1/2 lb. (8oz.) per inch trunk diameter To 6" inch diameter ----1-2 lbs. per inch trunk diameter  
 Over 6" inch diameter ----2-3 lbs. per inch trunk diameter

### 4 Steps to a Perfect Lawn

To help make your lawn feel & look like a plush carpet, here are some steps for you to follow.

**STEP 1**

In early Spring

Stop crabgrass before it takes over your lawn with TERRE Fertilizers & Crabgrass preventers, or use a straight Crabgrass preventer. If spot seeding is required, seed with TERRE Seed mixes & use a "Tupersan" crabgrass control. DO NOT use any other crabgrass preventer when seeding.

**STEP 2**

In late Spring

Control Dandelions and broadleaf weeds with our TERRE Weed & Feed, or straight weed controls.

**STEP 3**

In Early Summer

Control your Insects with TERRE Fertilizer & Insect controls or straight controls such as Delta Gaurd and Merit.

In Fall

**STEP 4**

Overseed needed areas in early fall and feed with one of our fertilizers. Then in late fall prepare your lawn for Winter dormancy by feeding with SUPERLAWNSPUR fertilizer in (Nov-Dec). This is the key to a strong weed free lawn.

**USE THIS FORMULA TO CALCULATE THE AMOUNT OF PRODUCT YOU NEED:**

$$\begin{aligned} \text{--- Length of Property} \times \text{--- Width of Property} &= \text{--- Total Square Feet} \\ \text{--- Total Square Feet} - \text{--- Non-Lawn Areas} &= \text{--- Total Square Feet Coverage Needed} \end{aligned}$$

**GUARANTEED ANALYSIS**

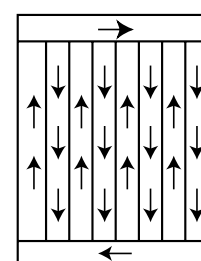
Total Nitrogen (N)	9.0%
Available Phosphate (P <sub>2</sub> O <sub>5</sub> )	19.0%
Soluble Potash (K <sub>2</sub> O)	18.0%
Sulfur (S)	6.0%
Total IRON (FE)	0.5%

**SPREADER SETTINGS**

**Pounds per 1000 sq. ft. -----3.5lbs**

Ames Drop	14
Ames Rotary	14
Big Foot	H
Cyclone SB3000 Rotary	6.75
Cyclone Pro	3.75
Earth Way Drop	14
Earth Way 2400 Rotary	17
Lesco Rotary	12 (F)
Lely Broadcast	2.6
Precision Red Devil Drop	6
Precision Red Devil Rotary	6
Prizelawn CB Rotary	4.4
Republic EZ Drop	5.5
Republic EZ Rotary	3.5
Scotts R8A	I
Spyker 24-22	4

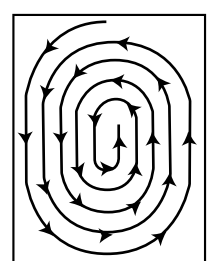
**DROP**



**Drop**

First apply two strips at ends. Then apply product along the length of the lawn, over-lapping slightly and shutting off spreader when turning.

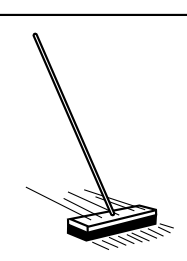
**ROTARY**



**Rotary**

Apply in a circular path, starting on the outside and working toward the center, overlapping slightly.

**SWEEP**



**Sweep**

This product may stain driveways, walks, patios, pools, etc. Wash or sweep off thoroughly immediately after each use.

Note: Spreader settings are approximate, and may vary according to condition of your equipment. Calibrate your spreader before use. Shut off spreader when turning or stopping, to avoid over-application and possible turf damage. Avoid excessive overlap. Clean and lubricate your spreader after each use.

**KEEP OUT OF REACH OF CHILDREN**

**CAUTION:** May cause irritation on contact with skin or eyes, flush with plenty of water.

**MANUFACTURER'S STATEMENT**

This product conforms to the ingredient on the label. Manufacturer's directions regarding use of this product are based upon tests believed to be reliable. All statements made concerning this product apply only when used as directed under normal conditions. FOLLOW DIRECTIONS CAREFULLY. Timing and method of application, weather and crop conditions, mixture with other chemicals not specifically recommended and other influencing factors in the use of this product are beyond the control of the manufacturer. Buyer assumes all risks of use, storage and handling of this product.

THIS PRODUCT IS SOLD AS IS. MANUFACTURER MAKES NO WARRANTIES, EXPRESS OR IMPLIED. IN NO EVENT SHALL MANUFACTURER BE LIABLE FOR SPECIAL, INDIRECT, INCIDENTAL OR CONSEQUENTIAL DAMAGES OF ANY KIND.

**MANUFACTURED FOR**

# The TERRE Co.

OF NEW JERSEY, INC.

CLIFTON, N.J. 07014

**net wt. 35 lbs. (15.9 kg)**