

SUPER LAWN SPUR

FEEDS 10,000 SQ. FT. OF LAWN

TERRE

20-3-10

SUPER

Lawn-Spur
• TURF FERTILIZER •

ALL SEASON FERTILIZER

NON BURNING

LONGER FEEDING

THE PRO'S CHOICE

net wt. 40 lbs. (18.1 kg)

SUPER LAWN SPUR

TERRE

SUPER

Lawn-Spur
• TURF FERTILIZER •

Lawn-Spur
• TURF FERTILIZER •

SUPER

TERRE

SUPER Lawn-Spur

• TURF FERTILIZER •

20-3-10

This quality fertilizer formula provides primary plant nutrients for all types of lawns and ornamental turf. It promotes a lush green color and stronger root systems, and helps you nurture a vigorous lawn that looks great even in heavy traffic areas.

APPLICATION TIMING:

For a show-place lawn throughout the growing season apply this fertilizer every 4 to 6 weeks, or along with other turf care products (such as crabgrass preventer, weed & feed, insect control, etc.) as part of a total lawn care program.

Most lawn grasses need 1 to 4 pounds of nitrogen per 1000 square feet over the growing season.

Fertilizer application can be tailored to meet the exact nutrient requirements of your lawn, by having your soil tested. Contact your university extension service or local agricultural experiment station for information on soil testing services available in your area.

HOW TO APPLY:

Spread this fertilizer on your lawn at the rate of 3 to 4 pounds per 1000 square feet, or as suggested by soil testing of professional advice. When temperatures exceed 90 degrees, or dry conditions exist, reduce the application rate by one half to prevent possible burning of the turf.

Apply on a calm day when the grass is dry, using a properly calibrated spreader. Faster greening will result if the fertilizer is watered in after application.

For more uniform spreading and to avoid streaks, cover the area two times, applying at half the recommended rate, with the second application perpendicular to the first. Fill the spreader on a driveway or sidewalk so that any spilled material can be swept up and properly spread on the lawn. Do not hand spread.

4 Steps to a Perfect Lawn

To help make your lawn feel & look like a plush carpet, here are some steps for you to follow.

STEP 1

In early Spring

Stop crabgrass before it takes over your lawn with TERRE Fertilizers & Crabgrass preventers, or use a straight Crabgrass preventer. If spot seeding is required, seed with TERRE Seed mixes & use a "Tupersan" crabgrass control. DO NOT use any other crabgrass preventer when seeding.

STEP 2

In late Spring

Control Dandelions and broadleaf weeds with our TERRE Weed & Feed, or straight weed controls.

STEP 3

In Early Summer

Control your Insects with TERRE Fertilizer & Insect controls or straight controls such as Dursban and Merit.

STEP 4

In Fall

Overseed needed areas in early fall and feed with one of our fertilizers. Then in late fall prepare your lawn for Winter dormancy by feeding with our fall fertilizer. Fall fertilizer (Nov-Dec) is the key to a strong weed free lawn.

USE THIS FORMULA TO CALCULATE THE AMOUNT OF PRODUCT YOU NEED:

$$\frac{\text{Length of Property} \times \text{Width of Property}}{\text{Total Square Feet}} = \text{Total Square Feet}$$

$$\text{Total Square Feet} - \text{Non-Lawn Areas} = \text{Total Square Feet Coverage Needed}$$

GUARANTEED ANALYSIS

Total Nitrogen (N)----- 20%
 1.2% Ammoniacal Nitrogen
 16.0% Water insoluble Nitrogen
 2.8% Urea Nitrogen
 Available Phosphate (P₂O₅) ----- 3%
 Soluble Potash (K₂O) -----10%
 Total IRON (FE) ----- 1.0%
 0.1% Water Soluble Iron
 Derived from: ammonium phosphate, urea, Isobutylidene diurea, muriate of potash and ferrous sulfate
 Chlorine (cl) not more than 9.0%

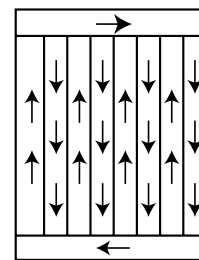
KEEP OUT OF REACH OF CHILDREN
CAUTION: May cause irritation on contact with skin or eyes, flush with plenty of water.

SPREADER SETTINGS

Pounds per 1000 sq. ft. -----4lbs

Ames Drop ----- 16
 Ames Rotary ----- 16
 Big Foot ----- J
 Cyclone SB3000 Rotary ---- 7
 Cyclone Pro ----- 5
 Earth Way Drop ----- 16
 Earth Way 2400 Rotary ----- 19
 Lesco Rotary ----- 1
 Lely Broadcast ----- 7
 Precision Red Devil Drop --- 9
 Precision Red Devil Rotary -- 9
 Prizelawn CB Rotary ----- 4.5
 Republic EZ Drop ----- 8
 Republic EZ Rotary ----- 5
 Scotts R8A ----- L

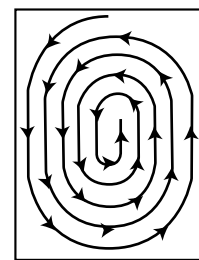
DROP



Drop

First apply two strips at ends. Then apply product along the length of the lawn, over-lapping slightly and shutting off spreader when turning.


ROTARY



Rotary

Apply in a circular path, starting on the outside and working toward the center, overlapping slightly.

SWEEP



Sweep

This product may stain driveways, walks, patios, pools, etc. Wash or sweep off thoroughly immediately after each use.

Note: Spreader settings are approximate, and may vary according to condition of your equipment. Calibrate your spreader before use. Shut off spreader when turning or stopping, to avoid over-application and possible turf damage. Avoid excessive overlap. Clean and lubricate your spreader after each use.

MANUFACTURER'S STATEMENT

This product conforms to the ingredient on the label. Manufacturer's directions regarding use of this product are based upon tests believed to be reliable. All statements made concerning this product apply only when used as directed under normal conditions. FOLLOW DIRECTIONS CAREFULLY. Timing and method of application, weather and crop conditions, mixture with other chemicals not specifically recommended and other influencing factors in the use of this product are beyond the control of the manufacturer. Buyer assumes all risks of use, storage and handling of this product.

THIS PRODUCT IS SOLD AS IS. MANUFACTURER MAKES NO WARRANTIES, EXPRESS OR IMPLIED. IN NO EVENT SHALL MANUFACTURER BE LIABLE FOR SPECIAL, INDIRECT, INCIDENTAL OR CONSEQUENTIAL DAMAGES OF ANY KIND.

MANUFACTURED FOR

The TERRE Co.

OF NEW JERSEY, INC.
 CLIFTON, N.J. 07014

net wt. 40 lbs. (18.1 kg)